

TEACHER REPORT

Name of Teacher	ZHAO JINGWEI
Course	CS5647-Sound and Music Computing (TUTORIAL)
Academic Year/Sem	2023/2024 - SEM 1
Department	COMPUTER SCIENCE
Faculty	SCHOOL OF COMPUTING

Raters	Student
Responded	19
Invited	32
Response Ratio	59%

Note:
Class Size = Invited; Response Size = Responded; Response Rate = Response Ratio

A. GUIDELINES FOR INTERPRETING THE REPORT

The teacher evaluation report is for developmental purposes and is meant to help identify strengths and areas for improvement. Please consider the following recommendations that will aid in interpreting the results:

1. Examine the report by taking note of patterns in order to consider how best to act on the feedback your students have taken the time to provide. Use the reflection section at the end to reflect upon how you might act on the feedback.
2. These evaluations stem from student perception and thus constitute one source of evidence among others as to the quality of your teaching. Any response to the feedback should be based on the most representative results rather than on outlying responses.
3. Upon getting a general sense as to what has gone well, and which areas may require attention and improvement, it is important to drill down to the related questions. These questions can help guide future action if feedback from students suggest areas for improvement.
4. Keep both the likert scale and written comments in mind while reading through the report. High scores (4+) suggest student consensus indicating a strength. On the other hand, low scores (2-) should be considered as an area that requires immediate developmental focus based on student feedback.

B. NOMINATION FOR TEACHING AWARDS

	Response Count
I would like to nominate ZHAO JINGWEI for teaching awards	5

Comment
- Jingwei has been really helpful in terms of anything regarding the course. He is always willing to provide feedback and actively inspires us.
- Zhao Jingwei consistently demonstrates a deep understanding of the course material and the ability to effectively convey complex concepts to students. His explanations are clear, concise, and engaging.
- excellent ta
- Good for all.
- Good at explaining concepts and clarifying doubts

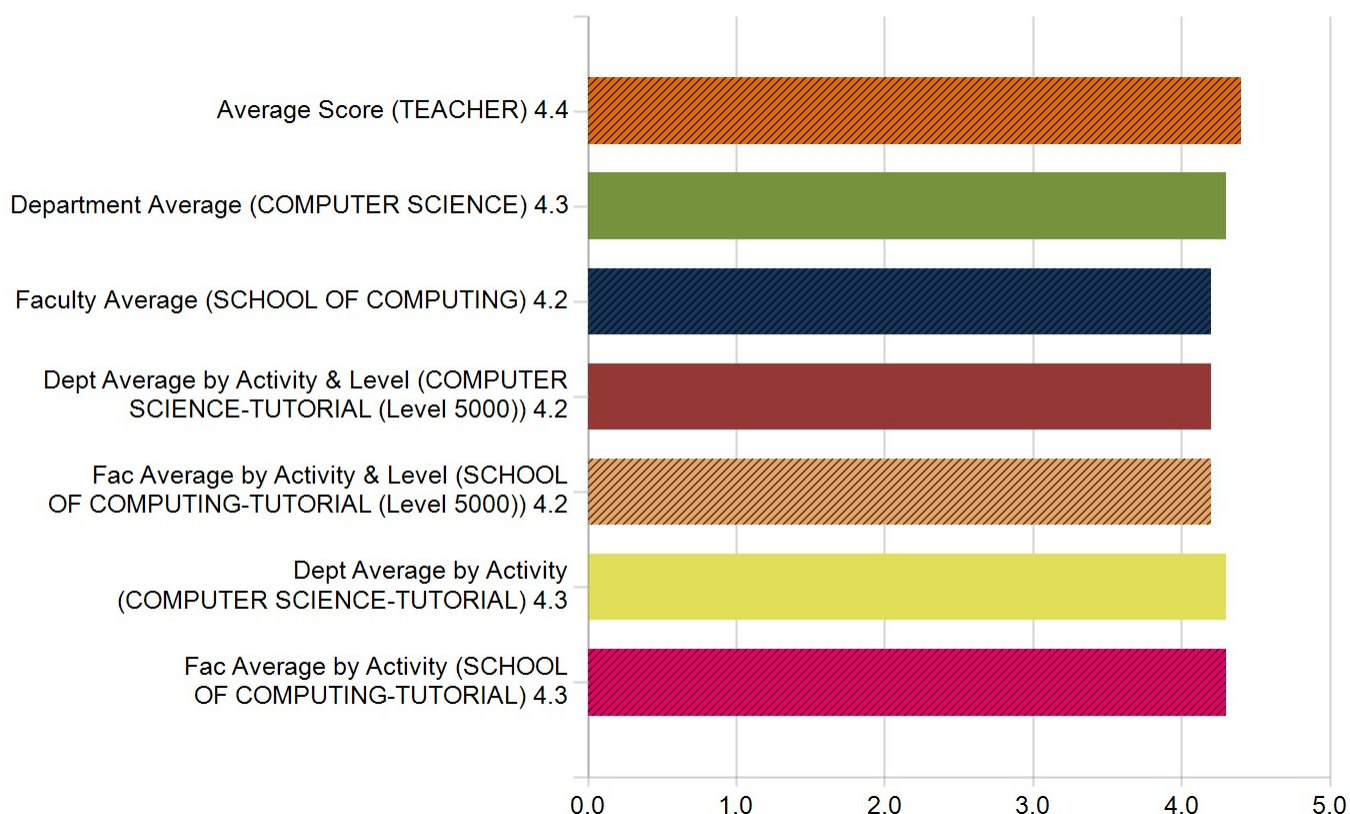
C. STUDENT FEEDBACK SCORES

(i) Rating Score

Question	Average Score (TEACHER)		Department Average (COMPUTER SCIENCE)		Faculty Average (SCHOOL OF COMPUTING)	
	Mean	Standard Deviation	Mean	Standard Deviation	Mean	Standard Deviation
Overall, the teacher is effective.	4.4	0.7	4.3	0.8	4.2	0.8

Question	Average Score (TEACHER)	Dept Average by Activity & Level (COMPUTER SCIENCE-TUTORIAL (Level 5000))	Fac Average by Activity & Level (SCHOOL OF COMPUTING-TUTORIAL (Level 5000))	Dept Average by Activity (COMPUTER SCIENCE-TUTORIAL)	Fac Average by Activity (SCHOOL OF COMPUTING-TUTORIAL)
	Mean	Mean	Mean	Mean	Mean
Overall, the teacher is effective.	4.4	4.2	4.2	4.3	4.3

Overall, the teacher is effective



Question	Average Score (TEACHER)		Department Average (COMPUTER SCIENCE)		Faculty Average (SCHOOL OF COMPUTING)	
	Mean	Standard Deviation	Mean	Standard Deviation	Mean	Standard Deviation
The teacher has enhanced my thinking ability.	4.4	0.8	4.3	0.8	4.2	0.8
The teacher provided timely and useful feedback.	4.6	0.6	4.2	0.8	4.2	0.8
The teacher has increased my interest in the subject.	4.4	0.8	4.2	0.9	4.2	0.9
Average of Q1-Q3	4.5	0.7	4.2	-	4.2	-

Question	Average Score (TEACHER)	Dept Average by Activity & Level (COMPUTER SCIENCE-TUTORIAL (Level 5000))	Fac Average by Activity & Level (SCHOOL OF COMPUTING-TUTORIAL (Level 5000))	Dept Average by Activity (COMPUTER SCIENCE-TUTORIAL)	Fac Average by Activity (SCHOOL OF COMPUTING-TUTORIAL)
	Mean	Mean	Mean	Mean	Mean
The teacher has enhanced my thinking ability.	4.4	4.2	4.2	4.3	4.3
The teacher provided timely and useful feedback.	4.6	4.3	4.3	4.3	4.3
The teacher has increased my interest in the subject.	4.4	4.2	4.2	4.2	4.2
Average of Q1-Q3	4.5	4.2	4.2	4.3	4.3

Department Specific Questions

Question	Average Score (TEACHER)		Department Average (COMPUTER SCIENCE)	
	Mean	Standard Deviation	Mean	Standard Deviation
The teacher engaged me in useful interactions that have enhanced my learning.	4.5	0.7	4.2	0.8

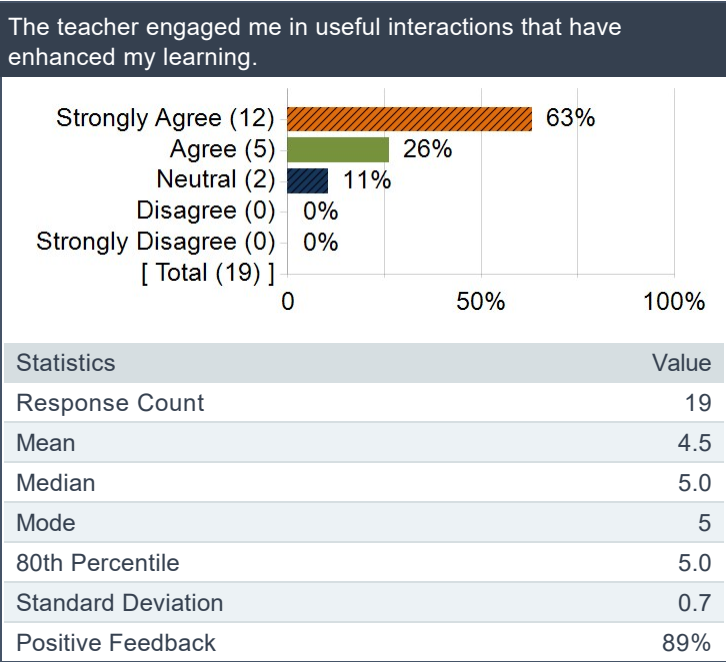
Question	Average Score (TEACHER)		Department Average (COMPUTER SCIENCE)	
	Mean	Standard Deviation	Mean	Standard Deviation
The teacher's attitude and approach encouraged me to think and work in a creative and independent way.	4.5	0.8	4.2	0.8

Question	Average Score (TEACHER)		Department Average (COMPUTER SCIENCE)	
	Mean	Standard Deviation	Mean	Standard Deviation
The teacher cares about student development and learning.	4.4	0.8	4.3	0.8

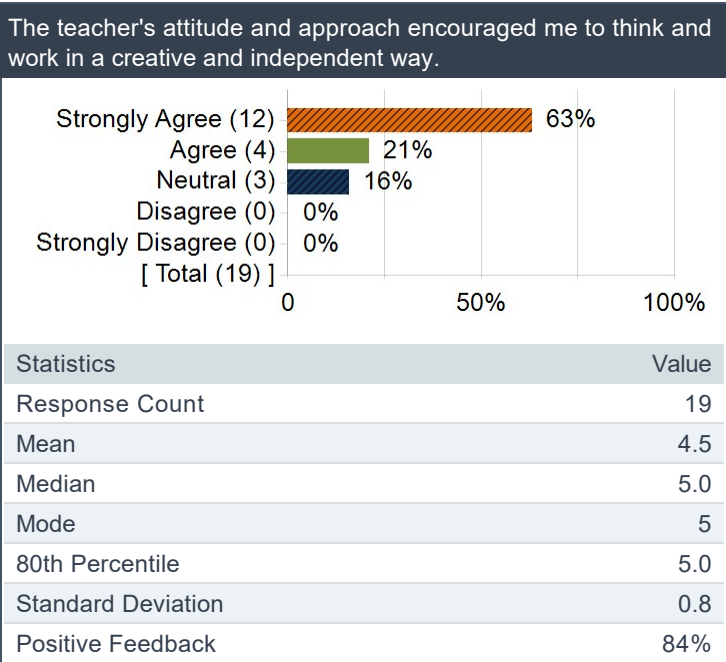
(ii) Distribution of Responses and Additional Statistics

<div>1. The teacher has enhanced my thinking ability.</div> <div><div><div>Strongly Agree (11)58%</div><div>Agree (5)26%</div><div>Neutral (3)16%</div><div>Disagree (0)0%</div><div>Strongly Disagree (0)0%</div><div>[Total (19)]</div></div><div><div>0</div><div>50%</div><div>100%</div></div></div> <div><table><tr><th>Statistics</th><th>Value</th></tr><tr><td>Response Count</td><td>19</td></tr><tr><td>Mean</td><td>4.4</td></tr><tr><td>Median</td><td>5.0</td></tr><tr><td>Mode</td><td>5</td></tr><tr><td>80th Percentile</td><td>5.0</td></tr><tr><td>Standard Deviation</td><td>0.8</td></tr><tr><td>Positive Feedback</td><td>84%</td></tr></table></div>	Statistics	Value	Response Count	19	Mean	4.4	Median	5.0	Mode	5	80th Percentile	5.0	Standard Deviation	0.8	Positive Feedback	84%	<div>2. The teacher provided timely and useful feedback.</div> <div><div><div>Strongly Agree (12)63%</div><div>Agree (6)32%</div><div>Neutral (1)5%</div><div>Disagree (0)0%</div><div>Strongly Disagree (0)0%</div><div>[Total (19)]</div></div><div><div>0</div><div>50%</div><div>100%</div></div></div> <div><table><tr><th>Statistics</th><th>Value</th></tr><tr><td>Response Count</td><td>19</td></tr><tr><td>Mean</td><td>4.6</td></tr><tr><td>Median</td><td>5.0</td></tr><tr><td>Mode</td><td>5</td></tr><tr><td>80th Percentile</td><td>5.0</td></tr><tr><td>Standard Deviation</td><td>0.6</td></tr><tr><td>Positive Feedback</td><td>95%</td></tr></table></div>	Statistics	Value	Response Count	19	Mean	4.6	Median	5.0	Mode	5	80th Percentile	5.0	Standard Deviation	0.6	Positive Feedback	95%
Statistics	Value																																
Response Count	19																																
Mean	4.4																																
Median	5.0																																
Mode	5																																
80th Percentile	5.0																																
Standard Deviation	0.8																																
Positive Feedback	84%																																
Statistics	Value																																
Response Count	19																																
Mean	4.6																																
Median	5.0																																
Mode	5																																
80th Percentile	5.0																																
Standard Deviation	0.6																																
Positive Feedback	95%																																
<div>3. The teacher has increased my interest in the subject.</div> <div><div><div>Strongly Agree (11)58%</div><div>Agree (5)26%</div><div>Neutral (3)16%</div><div>Disagree (0)0%</div><div>Strongly Disagree (0)0%</div><div>[Total (19)]</div></div><div><div>0</div><div>50%</div><div>100%</div></div></div> <div><table><tr><th>Statistics</th><th>Value</th></tr><tr><td>Response Count</td><td>19</td></tr><tr><td>Mean</td><td>4.4</td></tr><tr><td>Median</td><td>5.0</td></tr><tr><td>Mode</td><td>5</td></tr><tr><td>80th Percentile</td><td>5.0</td></tr><tr><td>Standard Deviation</td><td>0.8</td></tr><tr><td>Positive Feedback</td><td>84%</td></tr></table></div>	Statistics	Value	Response Count	19	Mean	4.4	Median	5.0	Mode	5	80th Percentile	5.0	Standard Deviation	0.8	Positive Feedback	84%	<div>4. Overall, the teacher is effective.</div> <div><div><div>Strongly Agree (10)53%</div><div>Agree (7)37%</div><div>Neutral (2)11%</div><div>Disagree (0)0%</div><div>Strongly Disagree (0)0%</div><div>[Total (19)]</div></div><div><div>0</div><div>50%</div><div>100%</div></div></div> <div><table><tr><th>Statistics</th><th>Value</th></tr><tr><td>Response Count</td><td>19</td></tr><tr><td>Mean</td><td>4.4</td></tr><tr><td>Median</td><td>5.0</td></tr><tr><td>Mode</td><td>5</td></tr><tr><td>80th Percentile</td><td>5.0</td></tr><tr><td>Standard Deviation</td><td>0.7</td></tr><tr><td>Positive Feedback</td><td>89%</td></tr></table></div>	Statistics	Value	Response Count	19	Mean	4.4	Median	5.0	Mode	5	80th Percentile	5.0	Standard Deviation	0.7	Positive Feedback	89%
Statistics	Value																																
Response Count	19																																
Mean	4.4																																
Median	5.0																																
Mode	5																																
80th Percentile	5.0																																
Standard Deviation	0.8																																
Positive Feedback	84%																																
Statistics	Value																																
Response Count	19																																
Mean	4.4																																
Median	5.0																																
Mode	5																																
80th Percentile	5.0																																
Standard Deviation	0.7																																
Positive Feedback	89%																																

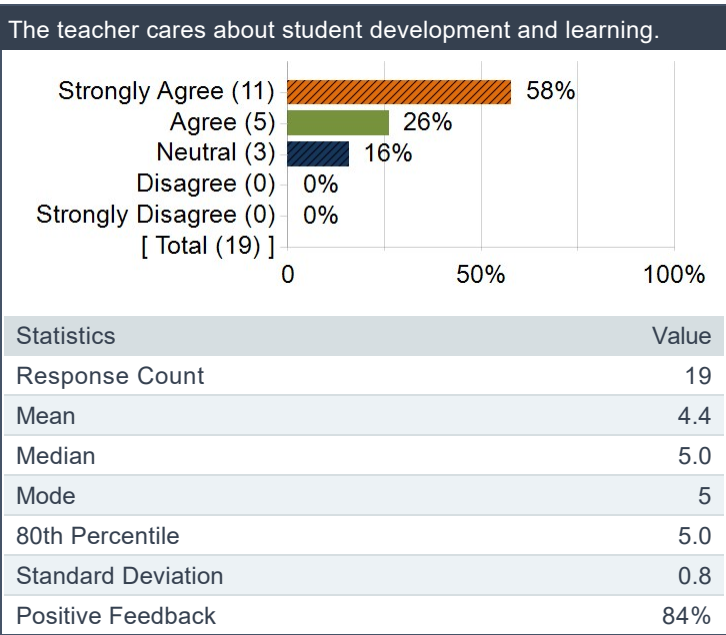
The teacher engaged me in useful interactions that have enhanced my learning.



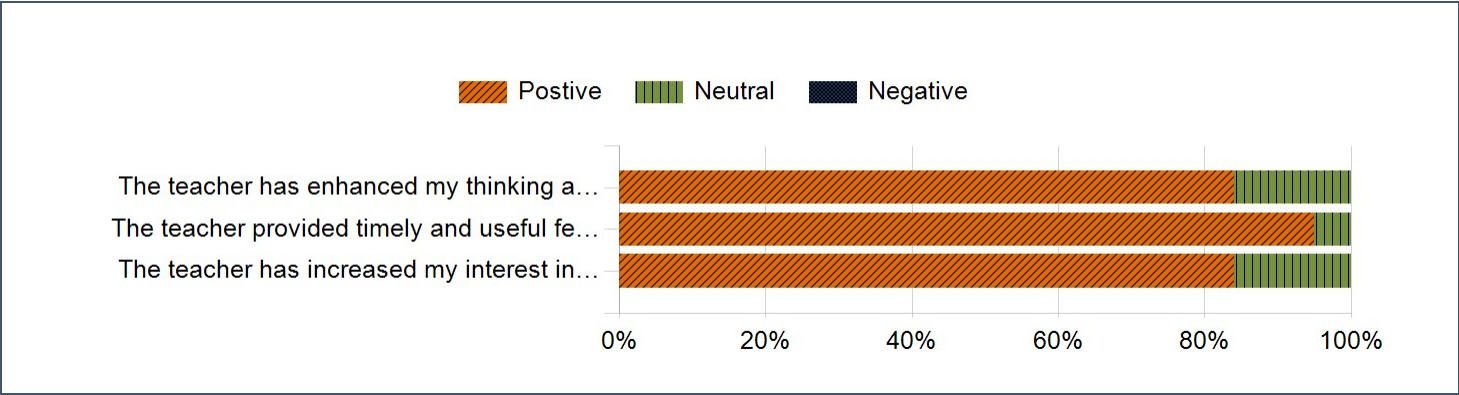
The teacher's attitude and approach encouraged me to think and work in a creative and independent way.



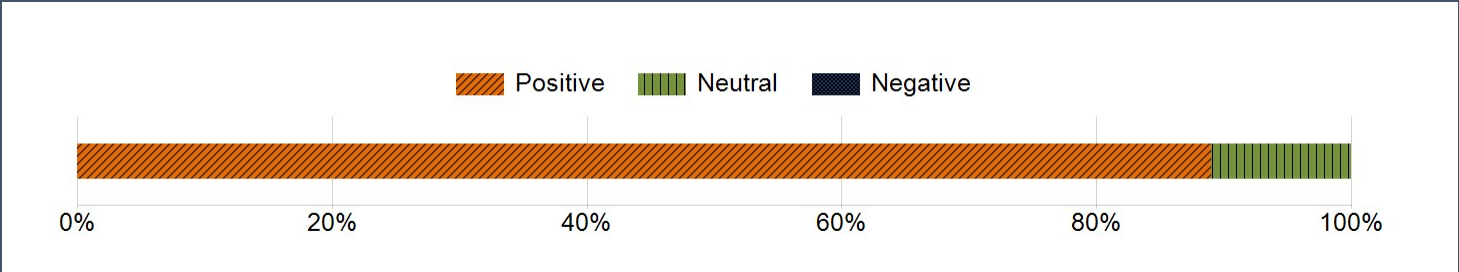
The teacher cares about student development and learning.



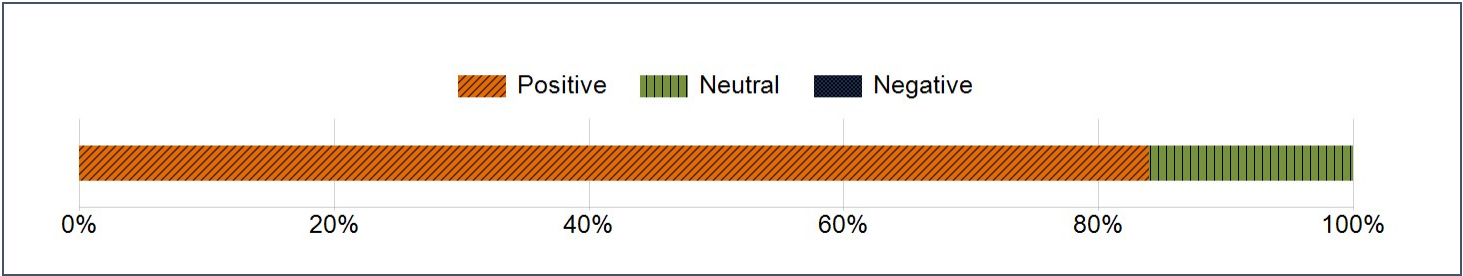
(iii) Scale Distribution of Responses



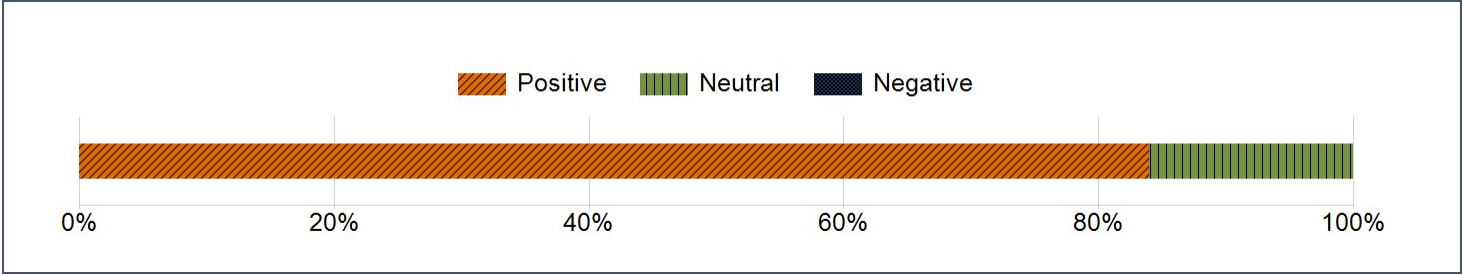
The teacher engaged me in useful interactions that have enhanced my learning.



The teacher's attitude and approach encouraged me to think and work in a creative and independent way.



The teacher cares about student development and learning.



(iv) Rating Scores vs. Gender

Question	M	F	Overall
The teacher has enhanced my thinking ability.	4.4	4.3	4.4
The teacher provided timely and useful feedback.	4.6	4.7	4.6
The teacher has increased my interest in the subject.	4.4	4.7	4.4

D. STRENGTHS

What are ZHAO JINGWEI's strengths?

Comments
Both TAs (Jingwei and Longshen) have been very responsive and active in providing support to students via various mediums (canvas forum, email, and consultation sessions)
Jingwei is a great TA and explains the concepts very well in the tutorial and also took a nice initiative in organising the sem end concert
Very well organized and explains concepts clearly.
He is really good at explaining the topics. He has a good grasp of knowledge on sound and music computing.
Clear classroom logic and helpful code guidance.
Very good at explaining the concepts
—

E. AREAS FOR IMPROVEMENT

What improvements would you suggest to ZHAO JINGWEI?

Comments
The assignments needed troubleshooting
The tutorials can be planned in a more time-efficient way. For example, maybe we can focus on only a few important questions in the tutorial, and simply provide the answers of the simpler questions afterwards for us to check.
There is a quality issue with the assignments. I would suggest TA can attempt the questions first. I still have not seen the solutions of Assignment 3.
All good now.
Doing a great job
—

F. SELF-REFLECTION

1. When comparing these results to the previous year's results, what areas have shown improvement?
2. What areas remain to be improved and what are the necessary steps / actions to do so?
3. Are there colleagues who could potentially guide me?
4. Are there issues that require departmental or institutional support?